

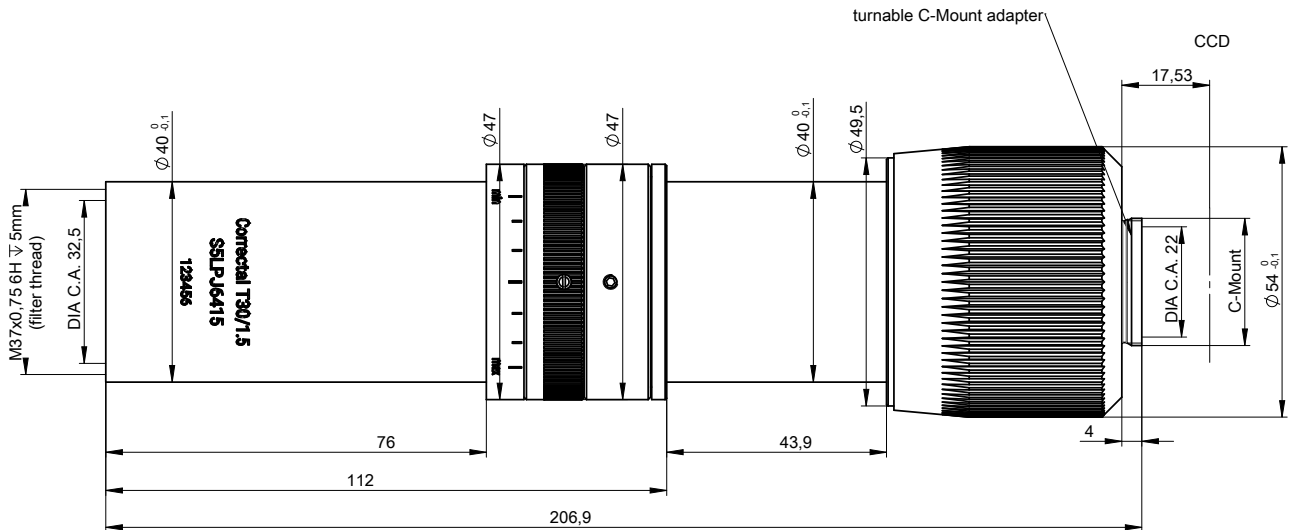
S5LPJ6415 Correctal T30/1.5 C- Mount

- standard telecentric lenses
- object-sided telecentric
- with C-mount
- variable iris (manual)



illustration only

outline drawing



W.D. = 80,2

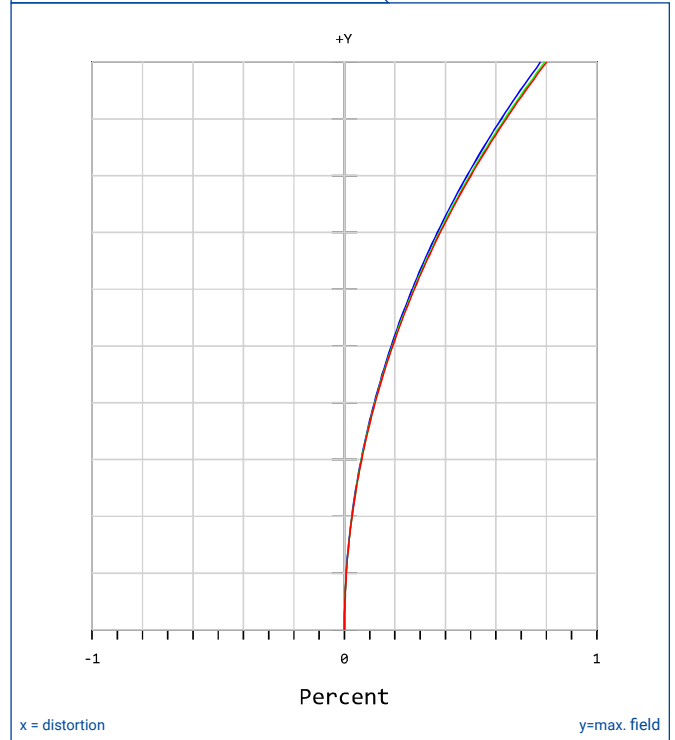
DATA SHEET



specifications

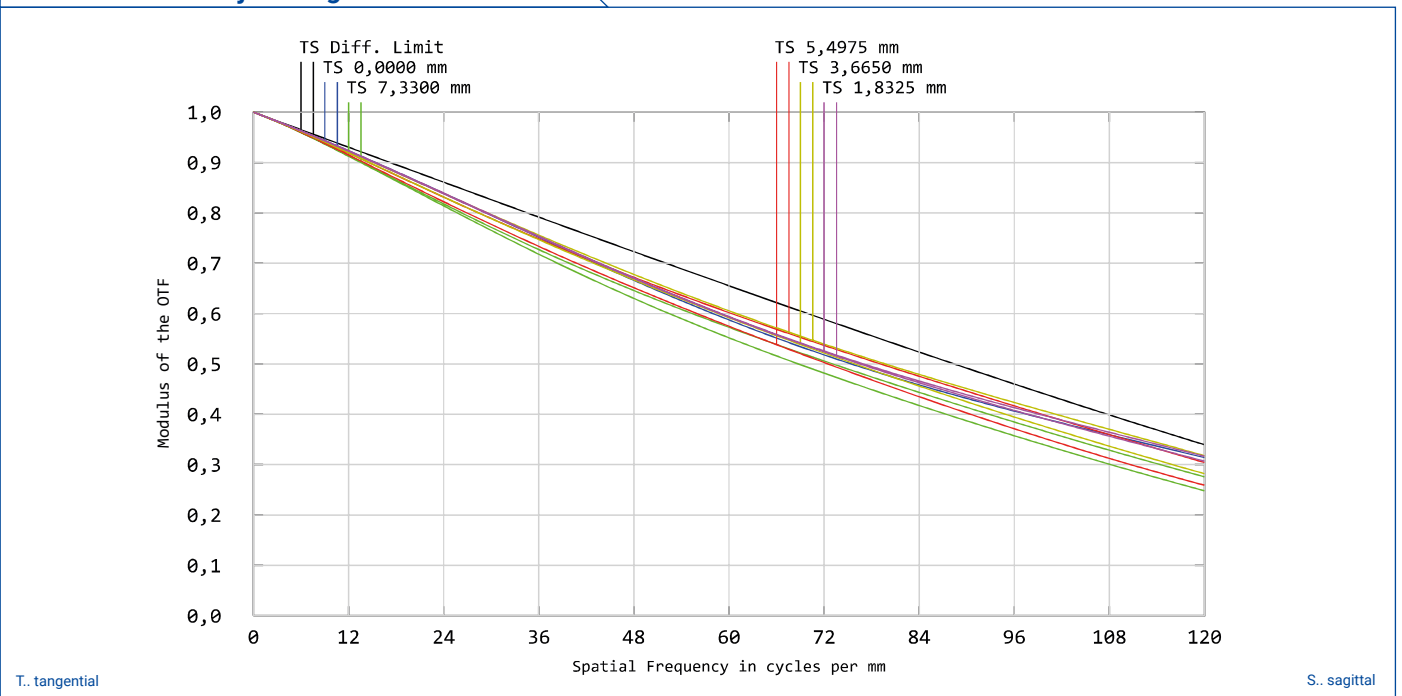
article number	S5LPJ6415
wavelength range [nm]	450-700
design wavelength [nm]	450 - 700
magnification (+/-5%)	1.500
working distance [mm] (+/-2%)	80.2
object size [mm] at a chip size of [mm]	9.4 x 7.1 14.1 x 10.6 (1.1")
object size [mm] at a chip size of [mm]	10.3 x 7.7 15.4 x 11.5 (1.2")
object size [mm] at a chip size of [mm]	11.4 x 8.6 17.1 x 12.9 (1.25")
max. telecentricity error [°]	<0.01
recommended numerical aperture	0.095
max. distortion [%]	0.79
weight [kg]	not yet weighed
flange back distance [mm]	17.53
accessory	--

Distortion for 450 - 700 nm



remarks

MTF for various object heights at 450 - 700 nm



graphs and data given by design